

Lernangebot der Geschwister-Scholl-Schule Blieskastel

Fach:	Englisch G-Kurs	Klasse:	7	Lehrer/in:	Frau Fischer
Bei Fragen folgenden Kontaktweg wählen:		4carolin.fischer@gmx.de /017630372821			

Arbeitsauftrag vom 04.05.2020 bis 18.05.2020	Erledigt	Datum	Unterschrift: Erziehungsberechtigte(r)
1 Online Grammar Game	<input type="checkbox"/>		
2 Wiederholung Simple Past	<input type="checkbox"/>		
3 Buch S. 35 Aufgabe 8, Text lesen und ins Heft abschreiben und übersetzen	<input type="checkbox"/>		
4 Workbook, S. 20/21, Aufgabe 1-3 Workbook, S. 23/24, Aufgabe 7-9 Workbook, S. 29, Aufgabe 17 a,b Workbook, S. 31, Aufgabe 1, 3	<input type="checkbox"/> <input type="checkbox"/> <input type="checkbox"/> <input type="checkbox"/>		
5 Vocabulary, Unit 2 Wiederhole die Vokabeln aus Unit 2 und ergänze die fehlende Wörter in dein Vokabelheft Ein Online-Quiz für Unit 1 und 2 folgt im nächsten Wochenplan!	<input type="checkbox"/>		
6 Lesen: Arbeitsblatt 1 und AB 2	<input type="checkbox"/>		
7 Revision Unit 1: Arbeitsblatt 3 - Wiederholung Simple Past Arbeitsblatt 4 - Wiederholung Vocabulary	<input type="checkbox"/> <input type="checkbox"/>		

Liebe Schülerinnen und Schüler,

nutzt das Lernangebot. In den letzten drei Spalten (Grün) macht ihr eine Selbstkontrolle.

Lasst Eure Eltern bestätigen, dass ihr die Aufgaben erledigt habt.

Ihr schafft das! Bei Fragen oder Problemen könnt ihr Euch an die entsprechende Lehrkraft wenden – wir helfen.
Vernetzt Euch untereinander und beachtet die Maßnahmen zur Eindämmung der Viruserkrankung.

Eure Schule

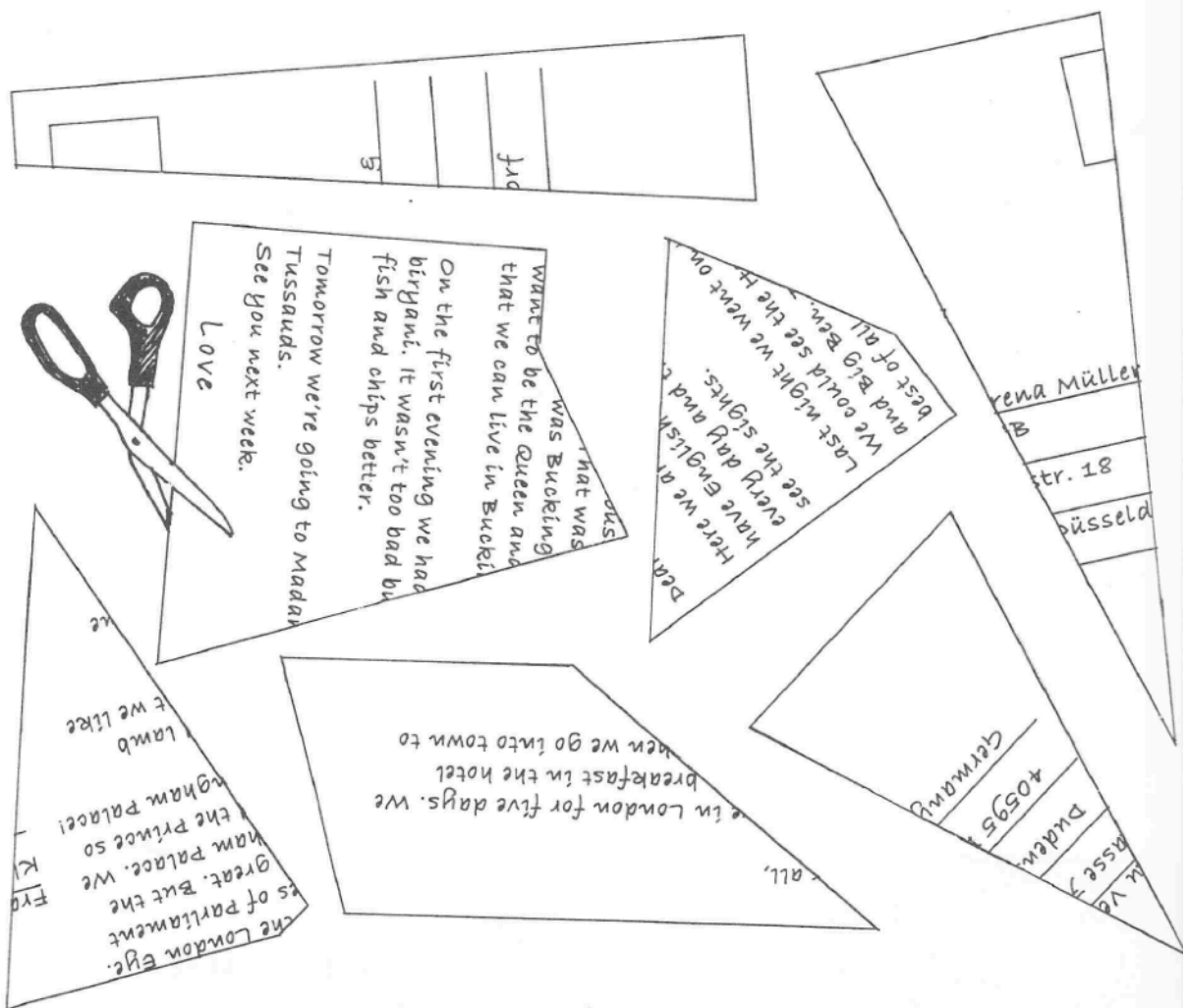
Name:

Klasse:

Datum:

8b ○ An old postcard (Reading) – KOPIERVORLAGE

Here are the pieces of an old postcard from a bin. You want to read it, so cut it out and put it back together, then glue it onto the previous page. Then you can read the postcard and answer the questions.




Name: _____

Klasse: _____

Datum: _____

8a ○ **An old postcard** (Reading)

On the next page you can see the pieces of an old postcard from a bin. You want to read it, so cut it out and put it back together, then glue it onto this page. Now you can read the postcard and answer the questions.



- | | TRUE | FALSE |
|----------------------------------------------------------|--------------------------|--------------------------|
| 1 Anne and Martin are in London for a week. | <input type="checkbox"/> | <input type="checkbox"/> |
| 2 They are staying in a hotel. | <input type="checkbox"/> | <input type="checkbox"/> |
| 3 They have seen the Houses of Parliament. | <input type="checkbox"/> | <input type="checkbox"/> |
| 4 They didn't like Buckingham Palace. | <input type="checkbox"/> | <input type="checkbox"/> |
| 5 They think fish and chips is better than lamb biryani. | <input type="checkbox"/> | <input type="checkbox"/> |
| 6 They are planning to visit Madame Tussauds. | <input type="checkbox"/> | <input type="checkbox"/> |

Name: _____ Klasse: _____ Datum: _____

6 What did they do? (Simple past – negative and positive statements)

Look at the pictures on the left and write what each person didn't do and what they did.




1 John read a book yesterday evening.

John didn't read a book yesterday evening, he played on his computer.




2 Stacey went to bed early on Saturday evening.



3 David played football last week.




4 The Smiths went to a restaurant last night.



5 Michael played with his rabbit at the weekend.



6 Oliver and Isabel did their homework last night.



7 Peter rode his bike at the weekend.



8 Emily visited a classmate last week.

Name:

Klasse:

Datum:

4 ○ The London Tube (Fill-in dialogues)

1. Use the words in the boxes to fill in dialogues 1 and 2, then complete dialogue 3.
2. Optional: Practise one of the dialogues with a partner and present it to your class.

Dialogue 1

You're at Notting Hill Gate.

Take • Thank • Excuse

A: _____ me please, how do I get to Baker Street from here?

B: Oh, yes. _____ the Circle Line four stops and get off at Baker Street.

A: _____ you very much. Goodbye.

B: You're welcome. Goodbye.


Dialogue 2

You're at Notting Hill Gate.

Line • please • off • stop
very • change • welcomeA: Excuse me _____, how do I get to
Piccadilly Circus from here?B: Oh, yes. Take the Central Line five stops
and _____ to the Bakerloo _____
at Oxford Circus. Go one _____ and get
_____ at Piccadilly Circus.

A: Thank you _____ much. Goodbye.

B: You're _____. Goodbye.

**Dialogue 3**

You're at Embankment.

A: _____, how _____ we get _____ Westminster, _____?

B: Oh, that's easy. You just _____ Circle or District Line one _____
and get _____ there. Then you're at Westminster.

A: Oh, yes, that is easy. _____.

B: You're _____. Goodbye.